



THE SOUTHWESTERN LIMITED

VOL. 35 NO. 3 JULY/AUGUST/SEPTEMBER 2018

T.T.O.S. SOUTHWESTERN DIVISION A NON-PROFIT CORPORATION

WWW.CAL-STEWART.ORG WWW.TTOS-SW.ORG



CAL-STEWART TRAIN and TOY MEET

November 16 (setup), 17, 18, 2018

Glendale Civic Auditorium

1401 North Verdugo Road

Why Cal—Stewart?

The Cal Stewart meets were named after a real person, Don Stewart, who was a Nor-Cal (Northern California) club member and one of the organizers. Two Cal-Stewart meets were established in 1974, one in the spring in the San Francisco bay area and one in Southern California in the Fall. The idea was to reach out beyond the local areas and bring a greater number of those interested in toy and model trains together to buy and sell trains but also to set up layouts and run them. There are a lot of different interests in the train world and you will see them all such as antique toy trains, scale models, large and small trains and loads of accessories. Those with similar interests get to know each other and many lasting friendships have been formed over the years. It's a whole different experience from the for-profit train meets. There isn't any requirement to belong to a club or an organization to attend, just the love of model trains will do. Don Stewart didn't live to see the meets become a reality so they were named in his honor. Come and join us for a couple of days of trains. Bring the entire family so they can see why an interest in trains is so much fun.

Meets held at Arcadia Masonic Center

50 W. Duarte Road, Arcadia 91007

Sellers Setup & Members 10:00 AM

Tables still \$5.00 Call Hollis Cotton to reserve

818-590-0553

Auction Sellers: Call George Blanch

818-590-8238

**Public 10 AM— Admission \$5.00 Children under 21 free
with paid adult**

TABLE SALES • DRAWING AUCTION • LAYOUTS •

FOOD Family Fun • Repair Clinic • Test Track 50/50

Drawing 11:45 a.m. Auction 12:00 Noon • Snack Bar

Operating Layouts to run your trains

2018 Southwestern Division Meets and Event Dates

January 7

February 11

March 11 *

April 8

May 6

June 3 *

July 8

August 4 Saturday Annual Picnic at LA Live Steamers

September 9 *

October 7

November 16 (Set Up only) 17 –18 Cal Stewart at

Glendale Civic Auditorium

December 2 *

***Come and join us
for a great day!***

*** Open House Meets**

A note from the editor: Cal Stewart is our main event each year. This meet is held in a large auditorium with sellers from many parts of the state coming and several taking 10 tables each to offer their trains. Yes there is an entrance fee for this show. That fee basically covers the expenses to host a show of this type. Many of our local members also bring special items to sell at this meet. This is a chance to find things you may not see at our regular meets.

PRESIDENT'S MESSAGE

LARRY PEARSON, President T.T.O.S. Southwestern Division 2017-2018
1108 West Palm Ave., Burbank, CA 91506 818-848-2653 (mornings after 8:00 AM)

Please be advised that the following article is comprised solely of my own thoughts, opinions, and experiences and does not necessarily convey the beliefs and thoughts of the TTOS Southwestern Division (SWD) and its Members and Officers or the editor and publisher of The Southwestern Limited. Call me at the above number. I love to talk.

number in the mornings after 8:00 AM if you need to get in touch with me. Call, I love to talk.



15th ANNUAL T.T.O.S. SWD SUMMER MEMBER APPRECIATION PARTY (PICNIC)

SATURDAY, AUGUST 4, 2018

The 15th edition of SWD's annual Membership Appreciation Party (Picnic) reached another record: an estimated 414 attendees, based on paid pre-registrations and attendees paying at the gate. This breaks down to 294 adults (aged 12 and over) and 120 children under 12 years of age. Daniel Hernandez once again brought a crowd from his church of 24 adults and 11 children. Every year the Los Angeles Live Steamers adds more scenery along the tracks for our enjoyment during the train rides. Also, the Disney Barn was open for our enjoyment. Pictures of the event and our hard-working volunteers are provided, courtesy of Martin Folb and Mike Roman and are included in this issue.

I want to thank the many SWD Members and volunteers who came and worked so hard to make this annual event such a great success.

At the east gate house: Dave Otth (9am-11am), Tony Deneve (11am-3pm).

Event Coordinator with LALS: Don Kallgren

Pre-registration and attendee spreadsheets: Arlene Berns

Food Purchases: Larry Pearson Martin Folb, Roy Bell.

Food Counter Workers: Linda Pincus, Janitta Keck, Elaine Lazarus, Arlene Berns, Larry Pearson.

Cooks: Jon Pincus, Chris Kee, Hollis Cotton, Bruce Lazarus.

Photography: Martin Folb, Mike Roman.

Cleanup: Bill Elliott, Emmett Van Ness, Elaine Lazarus, Larry Pearson.

THE SEPTEMBER 9TH OPEN HOUSE MEET


Our Meets in 2018 have been growing and the recent September 9th Meet attendance is a record for this date. We are restricted to the floor space available in the main hall and the lobby, and we filled them up to capacity: 102 tables occupied (including 10 for Mike Marple, the parts supplier from Lompoc), 41 sellers, and two layouts. Hollis Cotton, who is in charge of table sales, reports that he could have sold another 10 tables if he had them to sell. Hollis asked some multiple table sellers to cut back so that more buyers could be included. Sellers should pre-order tables from Hollis Cotton (818.590.0553) to assure their availability. If you cannot attend, please call Hollis so he can re-sell your tables. We don't want empty tables in the Hall.

CAL-STEWART 2018, November 17-18

The 2018 Cal-Stewart registration brochures were mailed out to all past attendees and all current Members of SWD on August 21st, so all of you should have received yours several weeks ago. These full-color brochures are very expensive to print and mail out. If you have misplaced your copy or need more copies, please go to our Cal-Stewart website (www.cal-stewart.org) and download a copy. Here is how you do it. The first page title is "WELCOME TO CAL-STEWART SOUTHERN CALIFORNIA". On the task bar under this title, click on "Cal-Stewart Registration & Rules". This gets you to the second page. The first sentence under the title says: To pre-register, you can download a printable copy of the 2018 Cal-Stewart Brochure & Registration form by clicking here. Click on the word **here** and you go to a printable copy of the Cal-Stewart brochure that we mailed out, complete with the Seller's Certificate. If you are buying tables, you must fill out the applicable parts of this Certificate. If you have a California Resale Permit, you must include a copy of it with this form. If you are an Occasional Seller, include your Driver's License number, check the box and sign the form. The State of California requires that we do this, and you will not be sold tables without submitting this form with your registration form.

Please support Southwestern by continuing your Membership, recruiting new Members, making donations to SWD, and attending our monthly Meets and Cal-Stewart. As always, hugs to all, and run your trains often.

MY FRIEND, LES COCHRAN



A husband, a father, a grandfather, a Navy Viet-Nam veteran, a railfan, a toy train collector..... But enough about me. Les was all of the above and much more. I met Les over 40 years 2000+ toy train meets ago. Along with wife Nancy, we remained friends through trips to out of state conventions, Northern Cal-Stewart and family vacations to Canada where a ride behind the Royal Hudson was just one of many railroad adventures.

At our June meeting Nancy asked me to give a "toy train" eulogy for Les. Years of MTA, TCA and TTOS are filled with memories of Les strolling every aisle and finding bargains galore. A visit to his train room in July with Les as host showed what 40+ years of collecting looks like. Display shelves, storage boxes, individual boxes, train layout... Lionel, MTH, K-Line, Williams, American Flyer S Gauge, HO...Les collected everything. In mid July I asked Nancy if Les was up to a visit. He was. Feeling good his brother had stopped by and the two of them were off to Milepost 38 to look at trains. A week later Les showed me the scale size Hudson he'd purchased and beamed as he ran it around the 0-90 curves on his table top layout.

When I built my barn in 1984, I needed help pulling the 220V wires to a sub-panel. A telephone call to Nancy asking to borrow Les resulted in his 30 mile trip to my house and a successful power up of my Lionel railroad room. Les came over every week for several years to help construct my layout. "Leslie Tower" guards the most important junction and watches every train running on the main line.

Toy trains and the people who love them were a big part of Les's life. He would willingly give his time to serve on any club's Board in any position. He kept the monthly MTA raffle to being the best of any club. He will be missed and can never be replaced. Nancy asked me to speak at the funeral Mass for Les to share his love of toy trains with those who couldn't understand the attraction and the addiction this hobby has and to lend a bit of humor to a solemn celebration of life. She then called as the Church said no to any Eulogy other than his brother's.

Since 2003 TTOS-SW is the only club I've attended and where I've spent many hours sharing time with Les and Nancy. Les continued to attend and serve MTA, TCA and SP and rarely missed a single meet. I will miss him whenever we meet in Arcadia. I know he will be missed where ever a train meet is being held anywhere in the area. My Lionels will continue to roar past "Leslie Tower" but there will be an eerie silence from now on. *by Mike Stella*

Welcome to Our New Members

Manny Gonzales, Tom Mortoni , Ed Vanderpool, Jeff Vine and Frank P. Wallace

We hope you will be able to attend our monthly meets, annual August Picnic and Cal-Stewart.

Officers and Board of Directors & Volunteers 2017-2018

Larry Pearson, President, C-S 2018 Co-Chair 818-848-2653 lpears1941@att.net

Hollis Cotton, Vice President, Monthly Meet Table Sales. C-S 2018 Co-Chair 818-590-0553 holliscott@aol.com

Jerry Moser, Recording Secretary 760-948-7147 cnw400@gmail.com

Arlene Berns, Membership Secretary 818-994-4612 aberns2220@sbcglobal.net

George Blanch, Treasurer and Director Auctioneer 818-590-8238 gblanch33@charter.net

Harold Shapiro, Volunteer Web Master

David Nissen, Volunteer, Membership Cards & Membership Records, Monthly Meet Layout

Wayne Kraemer, Volunteer Repair Clinic

Sheila Roman, Director, Editor The Southwestern Limited 818-981-4166 msr555@roadrunner.com

Mike Roman, Volunteer Photographer Monthly Meets

Martin Folb, Volunteer Photographer Special Events

Tony DeNeve, Volunteer Auction

Emmett Van Ness, Director, Volunteer, Auction

Bill Elliott, Volunteer, Auction

Calvin Smith, Director Limited Publisher 626-792-6594 pesmith6@earthlink.net

Fred Kramer, Director, 50-50 Drawing Chair 818-426-6519 fkramer@adcocontainer.com

Hal Rothenborg, Director, Club SWD Layout Liaison 626-793-9577 halbigboy4014@gmail.com

Jon Pincus, Director, C-S 50-50 Drawing 818-606-0624 lindaannejon@aol.com

Bruce Lazarus, Volunteer C-S 2018 Registration 818-225-1710 lazarusb@roadrunner.com

Larry Tozzi, Director

www.ttos-swd.org or www.cal-stewart. Like Us on Facebook/ttossw Follow Us on Twitter/ttossw

Our featured interview for this issue is with Jon Pincus. He is a long time member of T.T.O.S. serving on the board for many years. Jon has a wonderful layout and shares his hobby by offering to have board meetings and Little Club at his home when needed.

My interest in toy trains started when I was about 4 years old. My older brother Marty had an awesome 1946 Lionel 726 Berkshire work train.

He waited all through WW II for it and didn't want his baby brother to wreck it. The only train I was allowed to play with was an old beat up Lionel 248 in orange with two orange and one red passenger car that was my oldest sister's train when she was young. My brother had a 4'x 8' layout in the storage room next to the garage. The layout had a Marx trestle bridge with tall wooden legs that my Grandpa made, home-made houses, a really cool covered wagon my brother made, Lionel signals, Marx "Radio Towers", etc. For me the best accessory was the "Snow Machine" that my brother made from a Crisco can with slits on the bottom and hooked to an old automotive defroster motor. He would put Spangles dance floor wax flakes in it and turn on the motor and "Snow" would fly all over the train layout! I was not allowed to play with Marty's big train set. However, when he was at school, I would sneak out to the storage room and play with it. Somehow, I always got caught and was yelled at. Finally, at age 7 or so I got my own HO train set. It was small, fragile and always seemed to come off the track. It seemed like all I did was work on the darn things to keep them running. I had been working at my Dad's auto repair shop since I was 5 and had become pretty handy at fixing things. I even used a lathe to turn down armature commutators on starters and generators. I guess these HO problems were the start of my "train repairs". In 1959 my Mother got me an American Flyer S gauge Frontiersman set and my Dad got some non-running S gauge locomotives for me to work on, but after lack of parts and experience, they ended up in shoe boxes and put in my closet. It seemed much more fun to sneak out and run Marty's big 726 Berk.

During the next few years I continued to work on cars and my experience grew to include full mechanical repairs as well as auto electric. I soon expanded to auto body and paint work. Another aspect of my life was a keen interest in electronics. My brother had an electronics business and I would work for him part time as well. In junior high 7th grade, I won 1st place in the science fair with a Hi Fi tube pre-amplifier which my brother designed and I built from scratch using only a schematic diagram for directions. In the 8th grade another 1st place with a Stereo tube type Power Amplifier, and in the 9th grade a 3rd place with a solid-state Stereo Amplifier. Both Amplifiers were designed by my brother and built by me using only a schematic diagram for directions. I continued to work as an Automotive Tech for many years. In 1976 I started teaching Automotive classes at night at West Valley Occupational Center. Then at the end of 1977 I quit my automotive job to build Electronic Shooting Galleries with my brother Marty. My work consisted of electronic assembly, machine work, target and animation construction and installation. In 1980 I started teaching automotive full-time days. I also owned and operated my own electronics business specializing in Vintage Tube Type Audio Equipment in the evenings and weekends.

Back To My Trains! My son Kenny was born and by 1972 it was time to build him (and me) a train layout. I still had all my original HO trains and a lot more

Continued on page 5

Jon's Train Room



Jon's story continued:

skill and patience, so the 4'x8' HO empire was reborn. Add a daughter in 1973 and the trains were a major hit. A few years later, my son got into dirt bikes and my daughter into dolls and the trains were left for me. Supporting my family, which entailed working days as an automotive tech, teaching four nights a week and doing body and paint work in my home shop on weekends, left little time for trains, so I put them in the attic along with my Flyer S gauge trains.

Fast forward to 1984. My wife and I went to my friend JD's house around Christmas for a visit. JD had a little Marx 999 running around the tree. My wife said "What a cute little train, I wish we had one." Well out of the attic came the trains, first the HO. A new layout was built, but alas, the same old frustrations with the small HO trains arose. Next the S gauge trains came out, many were broken trains I had tried to repair, given up on and put in shoe boxes when I was quite young (13 or so). Those "dead" trains now easily came back to life and more were purchased and a layout was started. I remember sitting on the living floor with all my Flyer S gauge spread out. JD and I were looking at the still NEW IN THE BOX Frontiersman set. I said I just don't know what to do, if I run it, it will destroy its value as a mint set, but I can't sell it, it was a gift from my Mom. JD said, "well you have two choices, you can run it and enjoy it or your kids can sell it at a garage sale." Out of the box it came and has run every Holiday season since.

I was spending a ton of money at the local hobby shop buying "RARE TRAINS" that I later found out were actually super common. One day while talking to an old customer about his stereo equipment problems, we walked into his living room and OMG walls of wonderful Pre-War 0-gauge trains on beautiful shelves. I just stood there mouth wide open but speechless. Finally, I said where on earth did you find all these trains? He replied, TTOS. TTO what I replied. He told me about the club and said he would sponsor me if I wanted to join. I did and what a great experience that has been. I have had the opportunity to buy a lot of great trains and projects, but more important, I have met and become friends with some of the best people on earth. A hobby is a great thing, but a hobby shared with good friends is a blessing! In 1987 my son moved out and his room became my new 8'x15' 0-gauge layout. Since then, thanks to Hollis Cotton, Bruce Lazarus, Larry Pearson, Bruce Peterson, Mike and Sheila Roman, Roy Bell and may he rest in peace Jim Kurten, I have expanded my train interests to include American Flyer and Ives in both 0 gauge and Standard/Wide Gauge.

In 2001, after an ugly divorce, a new chapter in my life began. I met Linda, and a new and much better life began. We were married in 2004 and things could not be better. She has worked with me, supported my interests and hobbies and in general been a totally positive force in my life. Her Father even worked for the Southern Pacific Railroad. Even though Trains are not her hobby, she has been so supportive and has helped me decorate several layouts. She has much better artistic ideas than I do. She also has hosted many parties with our "train friends."

Being a retired Auto Mechanic, Automotive Instructor as well as having owned and operated a small electronic repair business, restoring and repairing these vintage treasures is a real joy for me. I now have a new home and the best layout so far. 8'x16' with two standard loops (1 is 5 rail for 0 gauge and standard gauge) and an S gauge loop as well.

Being involved with my train club has provided me with some of the best friends I have ever had as well as a social group for my wife and I to enjoy.


TO THE BEST HOBBY EVER, LONG LIVE TOY TRAINS! Jon Pincus T.T.O.S. 10930



July 2018 meet photos



And more July 2018 meet photos



Check this out for a wonderful get-a-way weekend a little further north with great train layouts to visit. Bob Chaparro Moderator Model Railroads of Southern California has extended an invitation to our group.

<https://groups.io/g/ModelRailroadsofSoCalif>

My group is sponsoring a free, self-guided layout tour for the annual Central Coast Railroad Festival in San Luis Obispo and northern Santa Barbara Counties on October 4 - 7 (Thursday-Sunday). Nearly thirty model railroads and garden railroads will be featured on this tour and everyone is welcome to attend.

The schedule, locations and descriptions of the participating railroads, along with three area maps, are on the Central Coast Railroad Website on this link:

<https://www.ccrf.com/2018/MRSC-Layout-Tour-58.pdf>

(Scroll to the top of the page.)

Of particular interest to your group would be Ken Kelley's indoor and outdoor railroads: "The Great Train Room" is about 1,500 square feet of Lionel, Ives, American Flyer and period toys. All are Pre-World War II in original condition. In total there are five layouts:

Layout 1: A Baggage Cart of Trains (Pre-War O Gauge, Circa 1918-1932)

Layout 2: Lionel O Gauge Layout (Introduction to realism, Circa 1940)

Layout 3: Standard Gauge Trains (Classic Period, Circa 1932)

Layout 4: Lionel at WAR (Lionel's #203 armored train set, Circa 1917)

Layout 5: Trolley Line in the City (Lionel's #8, Circa 1913)

Website: <http://www.thirdrail.com/>

The outdoor layout "Santa Ynez Valley Redwood Railway" nestled in among 110 full grown Redwood trees with three-rail Lionel trains operation TMCC, Legacy, or Conventional modern trains. Most of the operators prefer steam engines over diesels. There is approximately six scale miles of track in an area about 250 feet by 35 feet with three townships (Stockton, Fresno, & Mojave) that have multiply sidings. This railroad also will be open, subject to the availability of operators.

These railroads will be open Sunday, October 7, from 10:00 to 4:00. The address is 3377 Cimmaron Drive, Santa Ynez.

Thank you.

Bob Chaparro

Something for all ages: a passenger train puzzle

Each of the 10 words below have to do with what you experience riding trains. Use the clues on the right to fill in the missing letters. Then take the letters inside the circles and write them in the corresponding blanks below. These letters will spell out a new word about passenger trains.

See Page 12 for answers

- | | |
|----------------------|--|
| 1. ○ T A _ I _ N | This is the building where you wait for your train. |
| 2. C O _ D ○ C T O _ | This person is in charge of the train. |
| 3. ○ A _ S E N G _ R | This is a person who rides on a train. |
| 4. E _ G I N ○ _ R | This is the person who operates the train. |
| 5. A M _ ○ _ K | This is the National Passenger Railroad in the U.S. |
| 6. P ○ A T F _ R _ | This is where you stand before boarding your train. |
| 7. D ○ N I N _ C _ R | This is where you eat on the train. |
| 8. A G _ ○ _ | This is the person who sells you a ticket. |
| 9. E X _ R ○ _ S | This is a train that goes straight through with few stops. |
| 10. C O _ M U _ E ○ | This is a person who goes back and forth to work on a train. |

1 2 3 4 5 6 7 8 9 10



I have missed a few meets.....

By Hollis Cotton

In the mornings, it is my routine to go for a walk. As we get older, exercise seems to be the best method of retaining our ability to have a healthy normal life and so I walk a little over a mile every morning possible. It was on one of those walks that I experienced an odd feeling on both sides of my jaw. It was like someone was pressing on both sides of my head right below my ears. I immediately headed back home at a slower pace and sat down, and the sensation went away.

My father was a thoracic surgeon and as I was growing up the subject of heart health was discussed numerous times over the years. I was lucky that I remembered those discussions because right away I recognized one of the symptoms of a heart artery blockage. After I stopped the physical activity, the symptom went away, so I didn't have a heart attack but I knew that if I didn't have it taken care of, I would. What followed was a trip to the cardiologist's office, an angiogram, the discovery of three arterial blockages and then a triple bypass open-heart operation last June 5th, two days after our June train meet.

The doctors said that the recovery time was two to three months and it has been over three months since the operation. The good news is that because I recognized the symptoms and got treatment early, I didn't lose any heart muscle and am now totally recovered without any ill effects.

If my father hadn't been a doctor, I would have never guessed that an odd feeling around the back of my jaw would mean the possibility of a heart condition. The classic symptom for a heart attack is a combination of pain in your chest, shortness of breath and pain down your arm, but these aren't the only ones. It would be wise to become aware of the various other symptoms of a heart attack because the faster you recognize the problem and get to a doctor the better, it could save your life.

We are trying to bring interesting items to you.

This time we are featuring a very rare item from the collection of Martin Folb.

A true rarity; a 1928 Lionel 9U kit (the "U" stood for U Build it) in essentially brand new condition! It did not sell well, as for the same price you could buy a 9E (\$27.50) with an automatic reverse. This particular example has never been removed from its box, and is probably the finest surviving sample known! These were taken the day I bought it at York.



Roy Bell Insurance Agency Inc.

11335 Magnolia Blvd. Suite 2B
North Hollywood, CA 91601-4955
Bus (818) 766-6444
Fax (818) 766-1052
roy.bell.b9cc@statefarm.com

Insurance Options

- * Car Insurance
- * Disability Insurance
- * Condo Insurance
- * Home Insurance
- * Renters Insurance
- * Life Insurance
- * Motorcycle Insurance
- * Small Business Insurance
- * Medicare Supplement





TOY TRAIN MEET

Monthly Train Meets



MEET DATES 2018

JAN 26, FEB 25,
MAR 25, APR 22,
*MAY 27, JUN 24,
JUL 22, AUG 26,
SEP 23, OCT 28,
NOV 25, *DEC 16

May/Dec
*Open House

**Educational Displays,
Trains for Sale,
Super Auction,
Great Raffle,
Operating Layouts,
Kids Korner & Snack Bar**

*All Aboard
To Anaheim!*



PUBLIC INVITED: 10:00 TO 2:00
DONATION: \$5.00 PER PERSON / FAMILY

Brookhurst Community Center
2271 W. Crescent Ave. - Anaheim, CA



www.ttas-sp.org
For information visit our website
or call Jeff Meyer our President at (909) 851-8846

Per Calvin Smith:

*Thank you for all of your prayers
and cards for Phyllis. She has been
moved to: Villa Gardens Health
Center, 842 E. Villa St. Room #19,
Pasadena, CA 91101. She is on
Hospice care at this time.*



All Gauge Toy Train Association

San Diego, California

AGTTA Meet Schedule



Check Website for 2018 Dates

Meets at
St. Dunstan's Episcopal Church
6556 Park Ridge Blvd.
San Diego, CA 92120

Generally Second Thursday of
each Month
3 pm to 8 pm

Sellers, How To Clinic,
Bus Meeting & Show & Tell


For more details visit Website: www.agtta.com



TCA Western Division

We are conveniently located just South of the 210 freeway, Santa Anita exit in Arcadia Park. The park is about 1/2 mile from the exit ramp, on the right hand (West) side of Santa Anita Blvd., just past Huntington Drive. The Senior Citizen's Center, where we have our monthly meets, is located in the park, just North of the municipal golf course. It is directly adjacent to the lawn bowling area, and just East of the public swimming pool.

Upcoming Dates: All Meets Start at 10:00 AM
May 19th, 2018 July 28th, 2018
August 25th, 2018 September 22nd, 2018
October 27th, 2018 December 15th, 2018 - Holiday Party



MTA

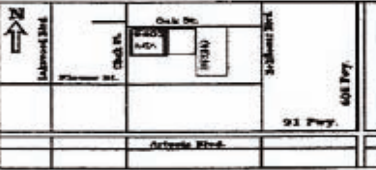
Model Train Association
"The Friendly Club"

Please join us for our meetings at the Womens Club of Bellflower
9402 Oak Street (Clark and Oak)
Friday Evenings at 7:00 pm

Call for 2018 Dates

For information call
Larry Garrett at 714-893-2979
Bruce Engelbach at 562-925-7797

We are a diverse group (all ages - men, women & kids) of toy train collectors, rail fans, and modelers of all gauges (Z to the real Locomotive).
Our meetings feature historical slides and videos, usually of actual Railroads.



Grand Canyon Model Railroaders Meets and Events

- * Renters Insurance Quotes
- * Small Business Insurance
- * Medicare Supplement Insurance
- * Supplemental Health Insurance
- * Boat Insurance

1212 E. Glendale Ave.
Phoenix, AZ.
Info: Call President
Dave Brown
480-650-5336

August 2018 Picnic at L.A. Live Steamers in Griffith Park

Photo Credit: Dr. Martin A. Folb, Special Events Photographer



More August 2018 Picnic at L.A. Live Steamers in Griffith Park



Answers to puzzle on page 8:



- | | |
|--------------|---------------|
| 1. STATION | 6. PLATFORM |
| 2. CONDUCTOR | 7. DINING CAR |
| 3. PASSENGER | 8. AGENT |
| 4. ENGINEER | 9. EXPRESS |
| 5. AMTRAK | 10. COMMUTER |

FINAL WORD: SUPERLINER

And More August 2018 Picnic at L.A. Live Steamers in Griffith Park



Photos from September 2018 Meet



More Photos from September 2018 Meet



A big thank you to our 1st place drawing winner, Dave Traphan (Guest), who donated \$60.00 of his prize back to our club. Thank you.





TIME DATED MATERIAL

FIRST CLASS

RETURN ADDRESS:

MIKE & SHEILA ROMAN
5024 NAGLE AVE.
SHERMAN OAKS, CA 91423-1516

LARRY PEARSON, PRESIDENT
SHEILA ROMAN, EDITOR
MIKE ROMAN, MEET PHOTOGRAPHER
MARTIN FOLB, SPECIAL EVENTS PHOTOGRAPHER
LOGO COURTESY OF GINNY COTTON

Volunteer Needed ASAP

Front Desk at each meet

Possibly to become

Membership Chairperson

Contact Larry 818-848-2653

Mike Roman

**Buy, Repair and Sell Toy Trains
Always looking to buy more trains**

All Gauges

818-981-4166 msr555@roadrunner.com

Sherman Oaks, Ca. 91423

**ADVERTISE YOUR BUSINESS OR YOUR
PERSONAL BUSINESS CARD OR RE-
MEMBER A LOVED ONE**

VERY REASONABLE RATES:

250.00 FULL PAGE

125.00 1/2 PAGE

90.00 1/3 PAGE

30.00 BUSINESS CARD SIZE

WE WILL USE YOUR AD COPY

CONTACT SHEILA ROMAN, EDITOR 818-981-4166
OR GEORGE BLANCH, TREAS. 818-590-8238



Typical Sunday Funnies in color included Lionel Ads, this ad from 1951 is 1 of 3 preserved without yellowing or loss of quality from the late Hilly Lazarus collection former SWD member and TTOS President. Exact month is written in pencil in margin, and are sought by Lionel paper collectors. This one reflects what I received from my older brother but in 1949 when I was 10. Needless to explain why I became a collector as this was the popular high end toy for boys. Also, the years following WWII 1947-1950 were the most popular for Lionel. Truly a golden age in America for kids and families.

Courtesy of Dave Otth